

Scaled data based on original data using
LM-79-2019 Approved Method: Electrical and Photometric Measurements of Solid-
State Lighting Products

Test Report Prepared for
Cooper Lighting Solutions

Brand: STREETWORKS

Report Number: P386632

Luminaire Tested: GAW-SA2B-750-U-5WQ

Issue Date: 3/3/2020

Test Information

Test Method: LM-79-2019
Report Number: P386632
TEST IS SCALED FROM IESNA LM-79-08 TEST DATA (G2-1903-205-2)
Test Lab: INNOVATION CENTER
Issue Date: 3/3/2020
Manufacturer: COOPER LIGHTING SOLUTIONS
Product Line: STREETWORKS
Catalog Number: GAW-SA2B-750-U-5WQ
Description: GALLEON WALL LUMINAIRE
(2) 70 CRI, 5000K, 800mA LIGHTSQUARES WITH 16 LEDS EACH AND TYPE V WIDE OPTICS
Light Source: -
Ballast/Driver: ELECTRONIC DRIVER

Summary

Lumens per Lamp: N/A
Luminaire Lumens: 12562 lumens
Efficiency: N/A
Efficacy: 146.1 lumens/watt
Luminous Opening: Rectangular (W 1' x L: 0.5' x H: 0')
IES Classification: Type V - Short
BUG Rating: B4 - U0 - G2

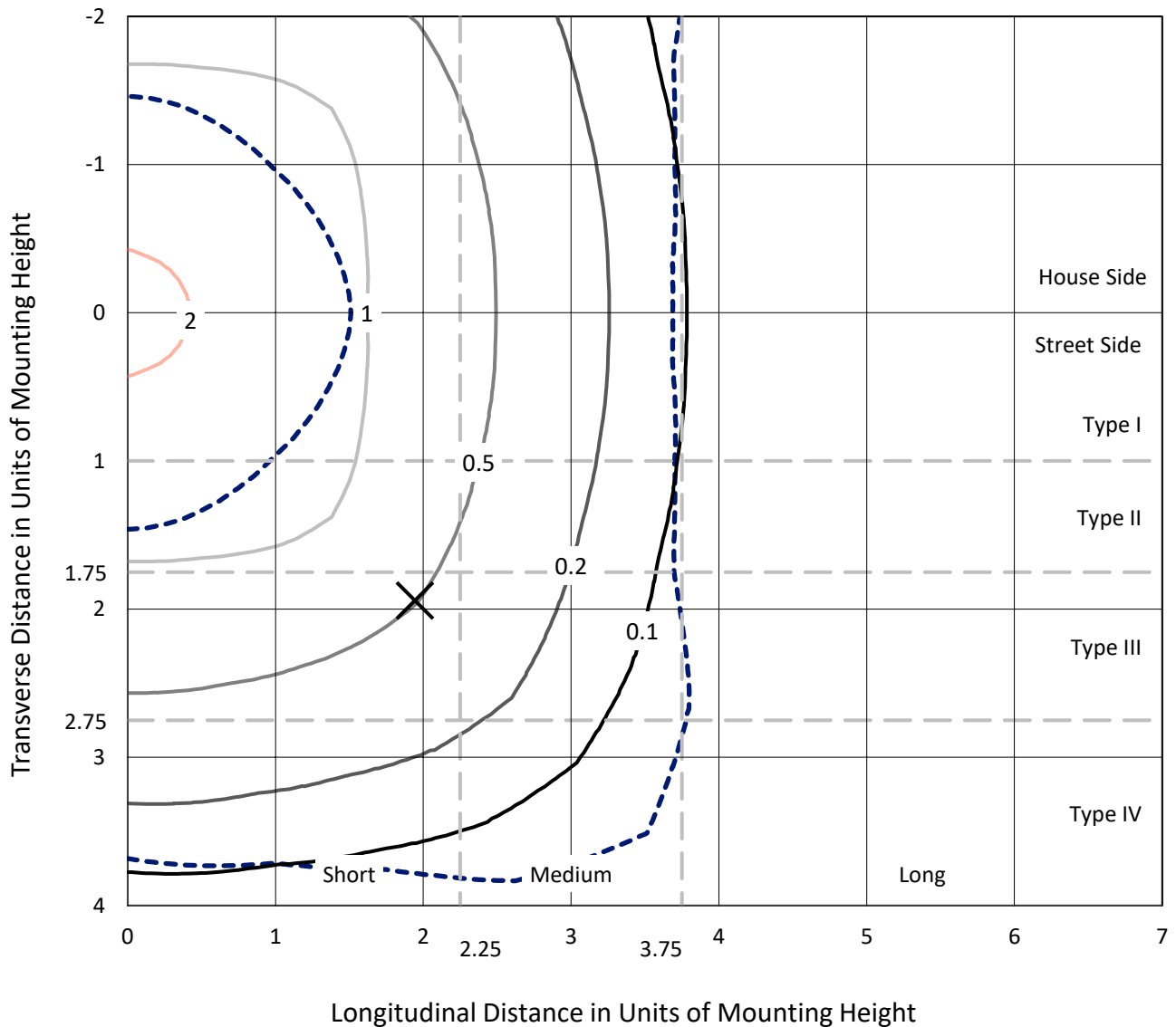
Input Watts (W): 86
Input Voltage (V): NR
Input Current (Ain): NR
Voltage Rise (V): NR
Power Factor: NR
Total Harmonic Distortion (THDi): NR
Frequency (hertz): 60
Stabilization Time: NR
Operation Time: NR
Ambient Temperature (°C): NR
Test Distance: 28.75 FT



REPORT NUMBER: P386632
 CATALOG NUMBER: GAW-SA2B-750-U-5WQ

Iso-Footcandle Lines of Horizontal Illumination

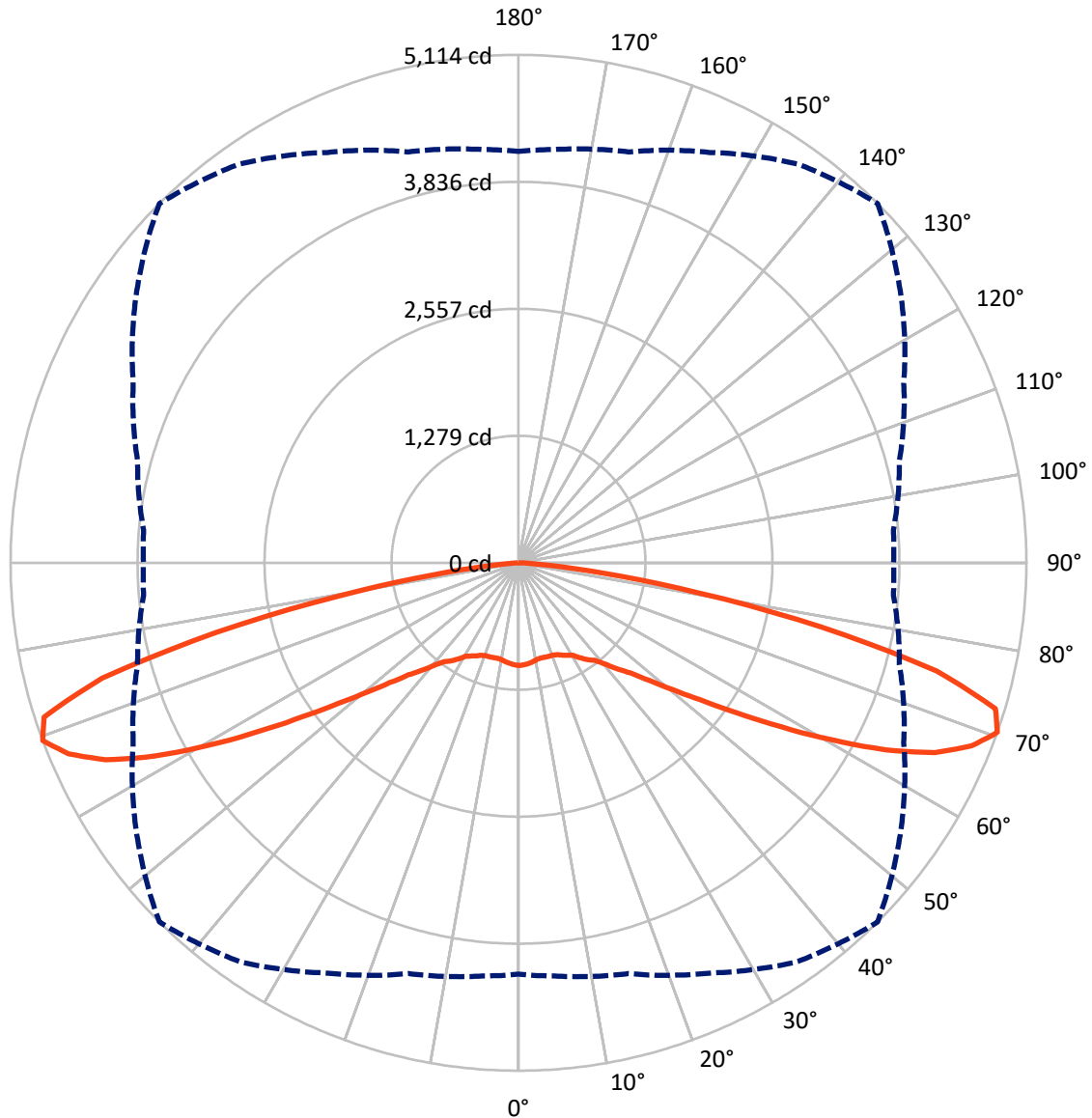
× Max cd
 - - - 1/2 Max cd



Based on 20 foot mounting height. Maximum calculated value = 2.6 fc
 Type V - Short - N/A

REPORT NUMBER: P386632
CATALOG NUMBER: GAW-SA2B-750-U-5WQ

Luminous Intensity Polar Plot



— Vertical Plane Through 45-Deg Lateral - - - Horizontal Cone Through 70-Deg Vertical

REPORT NUMBER: P386632
 CATALOG NUMBER: GAW-SA2B-750-U-5WQ

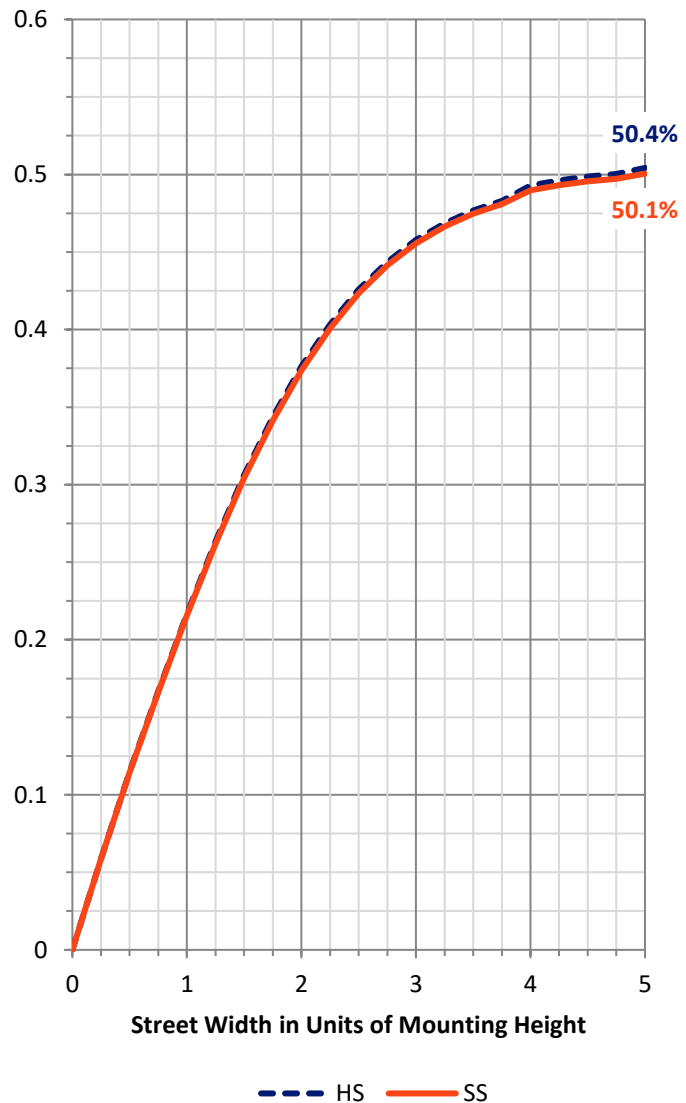
FLUX DISTRIBUTION:

		Downward	Upward	Total
House Side	Lumens	6281.0	0.0	6281.0
	% Fixture	50.0	0.0	50.0
Street Side	Lumens	6281.0	0.0	6281.0
	% Fixture	50.0	0.0	50.0
Total	Lumens	12562.0	0.0	12562.0
	% Fixture	100.0	0.0	100.0

ZONAL LUMENS:

Zone	Lumens	% Fixture
0°-10°	96.5	0.8
10°-20°	281.9	2.2
20°-30°	480.6	3.8
30°-40°	750.9	6.0
40°-50°	1272.6	10.1
50°-60°	2320.7	18.5
60°-70°	3995.2	31.8
70°-80°	3131.6	24.9
80°-90°	232.2	1.8
90°-100°	0.0	0.0
100°-110°	0.0	0.0
110°-120°	0.0	0.0
120°-130°	0.0	0.0
130°-140°	0.0	0.0
140°-150°	0.0	0.0
150°-160°	0.0	0.0
160°-170°	0.0	0.0
170°-180°	0.0	0.0
0°-90°	12562.0	100.0
0°-180°	12562.0	100.0

Coefficient of Utilization



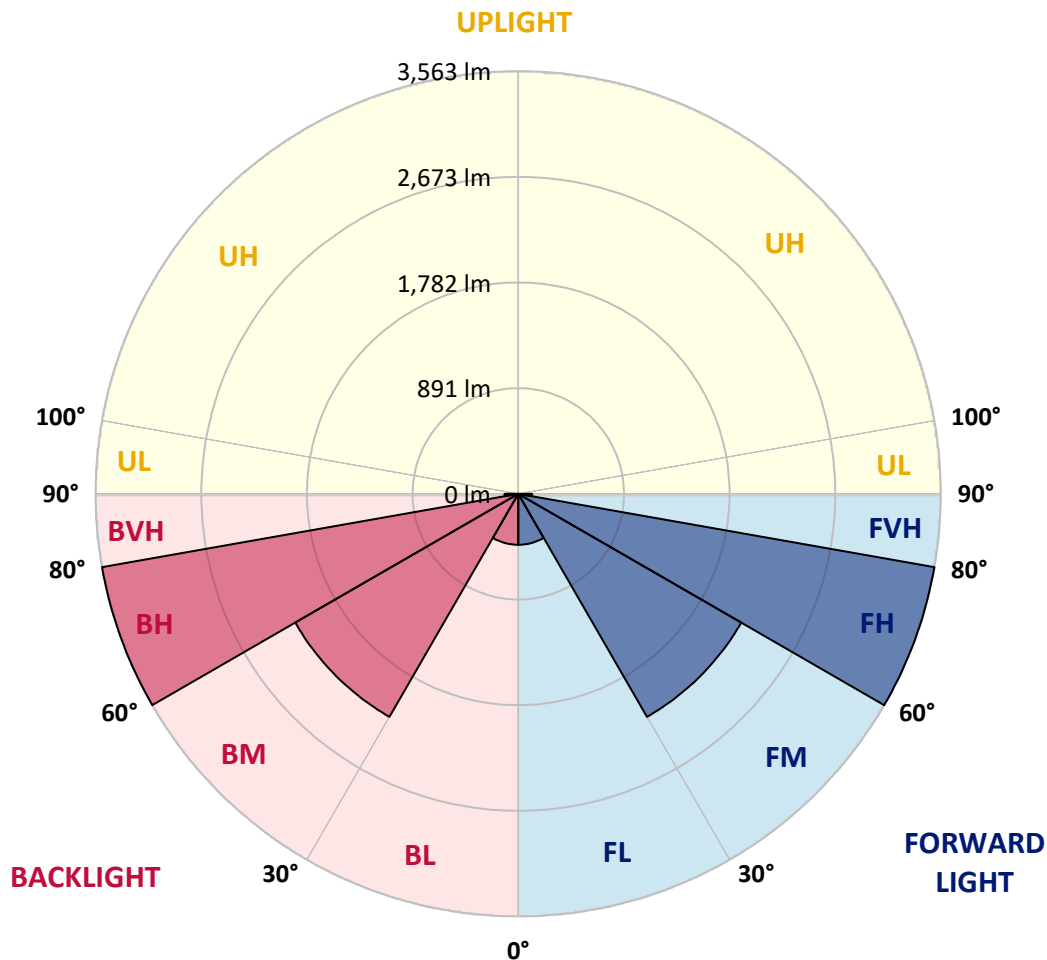
REPORT NUMBER: P386632
 CATALOG NUMBER: GAW-SA2B-750-U-5WQ

LUMINAIRE CLASSIFICATION SYSTEM LUMEN TABLE AND BUG RATING:

Zone	Lumens	% Fixture	Zone Rating/Lumen Limit		
			B	U	G
FL (0°-30°)	429.5	3.4			
FM (30°-60°)	2172.1	17.3			
FH (60°-80°)	3563.4	28.4			G2/5000
FVH (80°-90°)	116.1	0.9			G2/225
BL (0°-30°)	429.5	3.4	B1/500		
BM (30°-60°)	2172.1	17.3	B2/2500		
BH (60°-80°)	3563.4	28.4	B4/5000		G2/5000
BVH (80°-90°)	116.1	0.9			G2/225
UL (90°-100°)	0.0	0.0		U0/0	
UH (100°-180°)	0.0	0.0		U0/0	

BUG Rating: B4-U0-G2

Type V Short





REPORT NUMBER: P386632

CATALOG NUMBER: GAW-SA2B-750-U-5WQ

CANDELA DISTRIBUTION (FULL):

	0°	5°	15°	25°	35°	45°	55°	65°	75°	85°	90°
0°	1033.9	1033.9	1033.9	1033.9	1033.9	1033.9	1033.9	1033.9	1033.9	1033.9	1033.9
2.5°	1029.3	1030.5	1029.3	1030.1	1028.0	1028.9	1028.9	1028.9	1028.5	1028.9	1028.0
5°	1020.1	1021.0	1019.3	1020.1	1018.9	1020.1	1020.6	1020.1	1019.3	1019.7	1018.1
7.5°	1006.4	1007.3	1006.0	1007.3	1005.6	1007.7	1007.3	1006.0	1004.8	1004.8	1003.1
10°	998.9	999.4	996.0	994.8	991.1	991.9	993.1	994.4	995.6	998.1	997.7
12.5°	999.4	999.4	994.4	989.0	983.6	984.8	986.9	991.5	996.5	1001.0	1001.4
15°	1003.5	1003.1	995.6	986.9	983.2	986.9	988.1	991.1	998.9	1006.8	1007.3
17.5°	1006.4	1006.4	994.8	984.8	984.4	990.2	989.8	991.1	999.8	1011.4	1011.8
20°	1011.8	1011.8	996.9	986.1	986.1	992.3	992.7	994.8	1003.5	1016.4	1018.5
22.5°	1023.9	1024.3	1008.5	999.8	1000.6	1004.4	1005.6	1008.9	1016.8	1030.9	1033.4
25°	1040.9	1041.7	1025.5	1020.6	1023.5	1030.5	1029.7	1032.2	1040.9	1054.6	1057.1
27.5°	1064.6	1062.5	1047.6	1045.5	1048.4	1053.4	1053.0	1053.4	1060.4	1072.9	1075.8
30°	1095.4	1094.5	1083.7	1085.0	1083.7	1082.1	1082.5	1085.8	1089.5	1099.5	1102.4
32.5°	1125.3	1126.1	1119.5	1125.7	1134.8	1141.1	1131.5	1122.4	1118.2	1123.6	1126.1
35°	1179.3	1181.4	1171.0	1166.8	1179.3	1197.6	1170.6	1155.6	1163.9	1171.0	1173.1
37.5°	1271.1	1272.4	1254.9	1238.3	1229.2	1246.6	1219.6	1220.8	1249.9	1263.2	1262.8
40°	1375.8	1376.3	1364.6	1350.1	1334.3	1338.4	1327.6	1331.0	1350.1	1362.1	1365.5
42.5°	1500.5	1499.3	1481.0	1460.2	1455.6	1459.8	1441.5	1439.0	1461.0	1482.6	1483.0
45°	1662.1	1659.2	1635.6	1612.7	1590.7	1581.5	1577.0	1589.0	1619.3	1639.3	1639.7
47.5°	1836.3	1828.4	1815.9	1797.6	1778.5	1769.4	1761.9	1767.7	1789.7	1797.6	1798.4
50°	2015.4	2017.0	2019.5	2012.4	2005.4	2002.5	1982.9	1971.7	1978.4	1963.8	1961.7
52.5°	2227.7	2231.0	2255.1	2275.5	2287.5	2293.8	2256.8	2218.1	2196.5	2168.3	2160.0
55°	2478.3	2483.7	2519.0	2575.5	2633.7	2664.4	2597.5	2525.2	2458.3	2405.5	2388.5
57.5°	2757.5	2767.1	2815.7	2924.1	3043.4	3116.1	3003.1	2871.8	2742.5	2666.5	2653.2
60°	3084.9	3094.1	3161.4	3316.8	3510.0	3619.3	3448.1	3233.3	3072.5	2999.8	2975.2
62.5°	3474.7	3475.5	3558.2	3739.8	3995.0	4147.1	3915.2	3628.0	3462.2	3374.6	3350.9
65°	3894.0	3896.1	3981.7	4177.8	4441.7	4607.1	4345.3	4046.1	3843.3	3714.1	3695.8
67.5°	4190.3	4199.0	4289.2	4525.2	4772.0	4921.2	4650.3	4312.0	4077.7	3923.5	3908.1
70°	4142.9	4177.0	4282.9	4558.4	4901.7	5114.4	4699.7	4280.4	3971.3	3789.3	3776.4
72.5°	3613.1	3678.3	3819.6	4181.1	4730.0	5023.0	4430.0	3833.7	3483.9	3328.9	3305.6
75°	2460.4	2566.4	2779.5	3301.0	4041.1	4349.0	3729.4	3056.7	2727.6	2513.2	2497.4
77.5°	1097.0	1121.1	1391.2	1991.7	2788.7	3123.2	2709.7	1999.6	1500.9	1197.2	1133.2
80°	305.8	309.6	413.0	741.7	1395.8	1835.0	1498.4	779.1	438.0	308.7	290.9
82.5°	97.2	105.5	128.8	192.4	469.1	837.3	481.6	207.8	147.9	118.0	106.4
85°	47.4	47.0	65.2	78.1	119.7	185.3	127.6	96.4	84.4	56.1	50.7
87.5°	19.9	20.4	30.3	27.4	34.9	29.9	41.1	43.2	45.3	24.9	21.6
90°	0.0	0.0	0.0	0.0	0.0	0.0	0.0	0.0	0.0	0.0	0.0

(END OF REPORT)